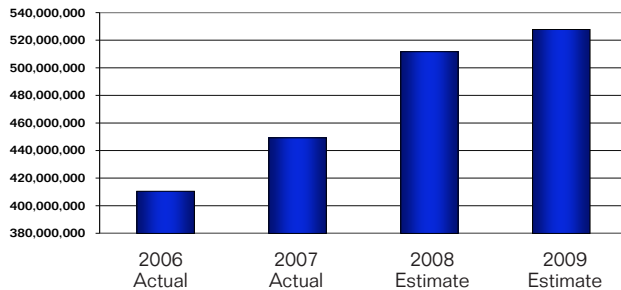


Ohio Federal Funding Profile

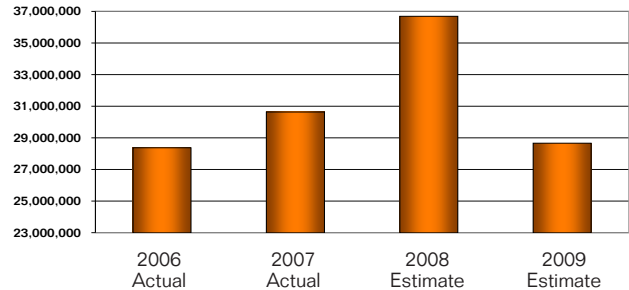
Powered by EDUCATION MarketVIEW

This State Funding Profile shows four of the largest and most comprehensive federal grants in Ohio and the top 10 districts which received federal grants in the 2007-2008 school year. This information gives a snapshot of the current and projected funding trends as well as an indicator of those districts likely to receive funds in the future. Get real-time, in-depth access to this funding information, plus state and private grants with our comprehensive sales opportunity tool, **Education MarketView**.

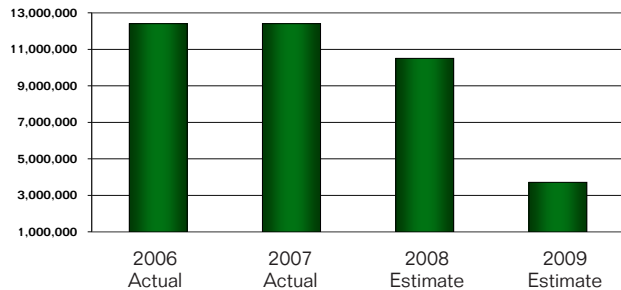
Improving Basic Programs Operated by Local Education Agencies (Title I, Part A)



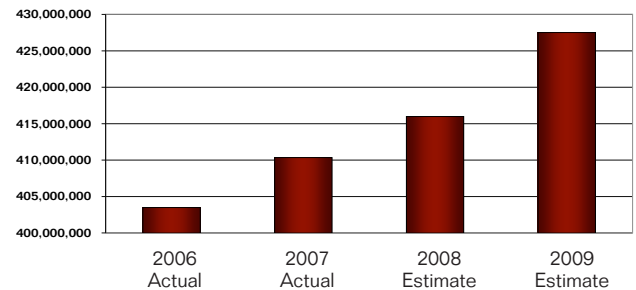
21st Century Community Learning Centers (Title IV, Part B)



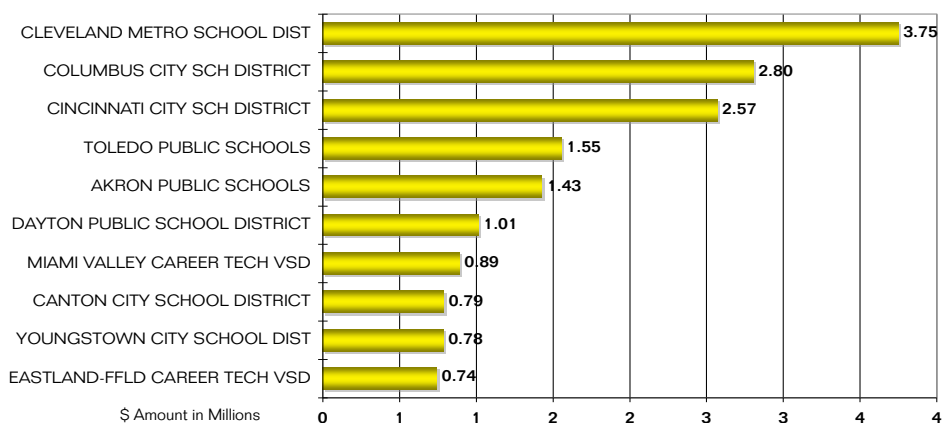
Safe and Drug-Free Schools and Communities (Title IV, Part A)



Individuals With Disabilities Education Act (Part B, Sec. 611)



Top 10 Districts Awarded Federal Grants in the 2007-2008 School Year



The many funding opportunities in Ohio presented here are constantly updated throughout the school year and offer you great opportunities to find new buyers. To stay on top of your best prospects and sales opportunities, sign up for **Education MarketView** where you can search for federal, state, and private grants by school level, focus area, and many other options. Don't miss out on these valuable selling opportunities!

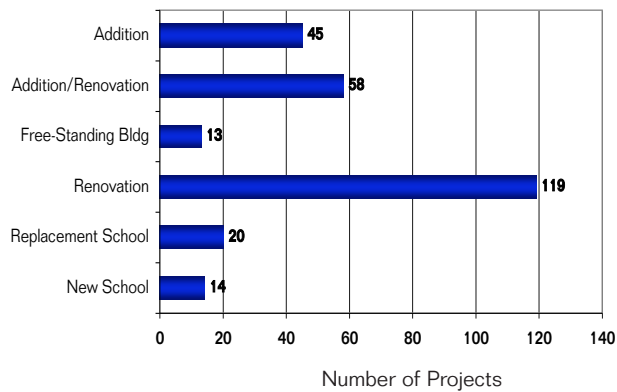
Learn more about **Education MarketView** at www.schooldata.com/mdrmarketview.asp.

Ohio School Construction Profile

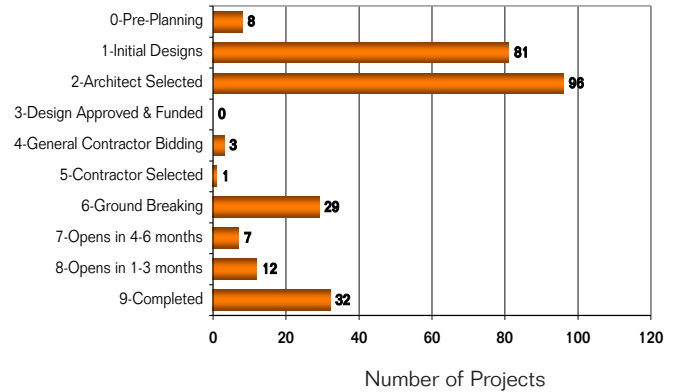
Powered by EDUCATION MarketView

This State Construction Profile shows a breakdown of K-12 construction in Ohio scheduled to be completed by year-end 2010. The charts below show the number of projects by the type of construction, current phase of construction, and number of projects by size of district. Use this information to get a gauge on all the potential selling opportunities that are available during school construction and renovation. This construction data highlights the opportunities at the beginning of the 2008-2009 school year. In addition, more construction information appears on each district throughout the directory. We continually update and add new construction information throughout the school year, which is available in **Education MarketView**.

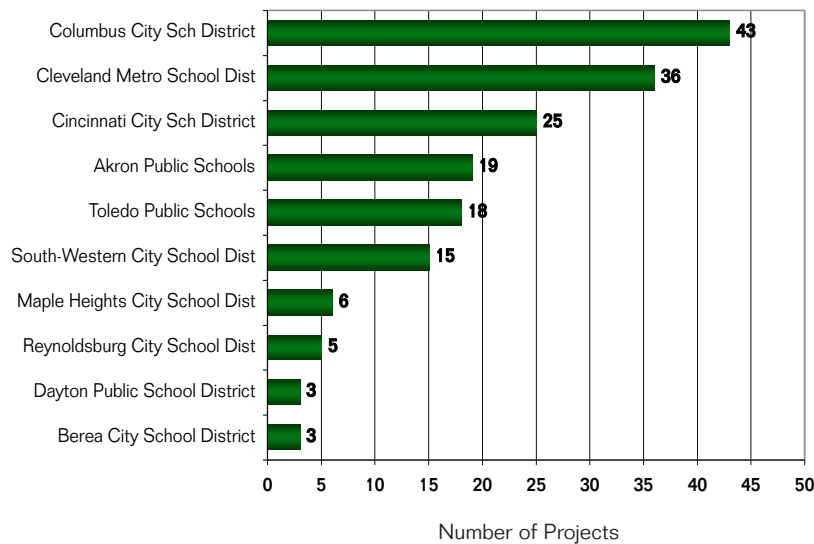
K-12 Construction Report: Total Active Projects



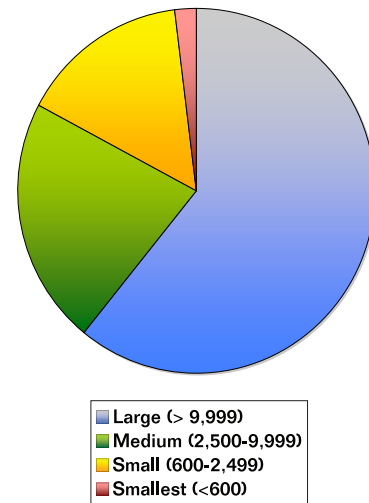
Projects by Phase of Construction



Districts With Most Construction Projects



Projects by District Size



The many construction projects in Ohio presented here are constantly updated throughout the school year and offer you great opportunities to find new buyers. To stay on top of your best prospects and sales opportunities, sign up for **Education MarketView**. You can search for projects by type, school level, feature, and many other options. Don't miss out on these valuable selling opportunities!

Learn more about **Education MarketView** at www.schooldata.com/mdrmarketview.asp.